

2.

1. Kindly provide the details of the institution

Name of Institution:	GOVT. VICTORIA COLLEGE
Year of Establishment of the Institution:	1887
Address Line 1:	VICTORIA COLLEGE (P O)
Address Line 2:	PALAKKAD
City/Town:	PALAKKAD
State:	KERALA
Postal Code:	678001
Email Address:	victoriapkd@gmail.com

2. NAAC Accreditation/ Reaccreditation Details

Year of Accreditation/ Reaccreditation:	2008
Current Grade:	A
CGPA:	3.13

3. Institutional Status

Affiliated Permanent

4. Contact Person Details

Name of Head of Institution:	Dr. THOMAS KURUVILA
Contact Phone:	0491-2576773
Email:	victoriapkd@gmail.com
Website URL:	www.victoriacollege.in
Name of IQAC Co-ordinator	Prof. M. P. SETHUM
Email:	iqac@victoriacollege

Prev

Next

3.

SECTION I

This section is related to institutional goals, vision and mission, academic programmes and activities, strategies and action plans for institution building.

5. Number of academic programmes existing (Enter a number; 0 for nil)

Undergraduate (BA/B.Sc./B.Com etc.)	14
Post Graduate (MA/M.Sc./M.Com etc.)	10
Research Programmes (M.Phil/P.hD)	3
Certificate Programmes	0
Professional Programmes (B.Tech/M.Tech/B.Ed/M.Ed/Medicine/Pharmacy/Paramedical/Nursing etc)	0
Other value added programmes	0
Any other programme offered (Specify)	0

6. Details on Programme Development (Enter a number; 0 for nil)

New programmes added during the year	1
New programmes designed	0
Programmes under revision	0
Interdepartmental collaborative programmes	14
Inter institutional collaborative programmes	0
Number of review committee recommendations implemented (Total)	2
Number of NAAC peer team recommendations implemented	2

Number of UGC/any other expert committee recommendations implemented	0
Number of review committee recommendation under implementation	2
Number of NAAC peer team recommendations under implementation	2
Number of UGC/ any other expert committee recommendations under implementation	0

7. Faculty Details (Enter a number; 0 for nil)

Total faculty strength required as per norms for all programmes	113
Total faculty on rolls	103
Faculty added during the year	8
Faculty positions vacant	8
Faculty left during the year	5
Total number of visiting faculty	0
Total number of guest faculty	10

8. Qualification of Faculty

PhD and Above	34
MPhil	21
Masters	48
Any other (Specify)	0

9. Faculty qualification improvement

PhD awarded to existing faculty	5
MPhil awarded to existing faculty	1

Any other degree awarded to existing faculty

10. Administrative Staff Details (Enter a number; 0 for nil)

Administrative staff (total sanctioned)

Administrative staff (Actual strength)

Added during the year of reporting

Left during the year

Number of posts vacant

11. Technical Support Staff Details (Enter a number; 0 for nil)

Technical Support Staff (Total sanctioned strength)

Technical Support Staff (Actual strength)

Added during the year

Left during the year

Number of posts vacant

Prev

Next

Exit this survey

4.

SECTION II

This section surveys the quality sustenance and development activities during the year taken up by IQAC.

It reflects quality management structure, strategies, and processes which would enhance academic quality of the institution as perceived by faculty, students, alumni, and other stakeholders (social perception of the institution) inline with the vision, mission and goals of the institution.

12. Establishment details

Year of establishment of IQAC

DD	MM	YYYY
<input type="text" value="07"/>	<input type="text" value="07"/>	<input type="text" value="2008"/>

13. Composition of IQAC (Enter a number; 0 for nil)

Number of IQAC members	<input type="text" value="19"/>
Number of Alumni in IQAC	<input type="text" value="2"/>
Number of Students in IQAC	<input type="text" value="2"/>
Number of Faculty in IQAC	<input type="text" value="10"/>
Number of Administrative Staff in IQAC	<input type="text" value="1"/>
Number of Technical Staff in IQAC	<input type="text" value="1"/>
Number of Management Representatives	<input type="text" value="0"/>

Number of External experts in IQAC

Number of any other stakeholder and community representatives

14. IQAC Meetings

Number of IQAC meetings held during the year

15. Whether Calendar of activities of IQAC formulated for the academic year

Yes

16. IQAC Plans for Development (Enter a number; 0 for nil)

Number of academic programmes proposed

Number of value added programmes proposed

Number of skill oriented programmes proposed

Number of faculty competency and development programmes proposed

Number of other staff development programmes proposed

Number of student mentoring programmes proposed

Number of co-curricular activities proposed

Number of inter departmental cooperative schemes proposed	14
Number of community extension programmes proposed	2
Any other programmes proposed (Specify)	0

17. IQAC Plans for development & Implementation (Enter a number; 0 for nil)

Number of academic programmes implemented	10
Number of value added programmes implemented	2
Number of skill oriented programmes implemented	4
Number of faculty competency and development programmes implemented	6
Number of other staff development programmes implemented	3
Number of student mentoring programmes implemented	6
Number of co-curricular activities implemented	3
Number of inter departmental cooperative programs implemented	14
Number of	2

community extension
programmes
implemented

Any other
programmes
suggested that are
implemented
(Specify)

0

18. IQAC Seminars and Conferences (Enter a number; 0 for nil)

Number of seminars/
conferences/
workshops organized
by IQAC within the
institution

2

Number of participants
from the institution

80

Number of participants
from outside

20

Number of external
experts invited

6

Number of external
conferences/seminars/
workshops on
institutional quality
attended

2

Number of events
conducted with IQACs
of other institutions as
collobrative programes

0

19. Did IQAC receive any funding from UGC during the year ?

Yes

No

20. If the response to Qn. 18 is Yes, please provide the amount received from UGC - (Input 0 - if NA/NIL-) Any other source including internal financial support from the management (Specify amount)

Amount Received
from UGC

NA

Amount Received

from any other
source including the
college management

NA

21. Any significant contribution made by IQAC on quality enhancement during current year (Please provide details in bullet format)

1. Civil service awareness generated among students
2. Effective implementation of remedial coaching,

Prev

Next

5.

SECTION III

In this section the events, activities, and outputs in the field of research and academic areas are being surveyed.

! Please enter a positive number.

22. Academic Programmes

Number of new academic programmes developed or designed by faculty	<input type="text" value="4"/>
Number of faculty members involved in curriculum restructuring/revision/syllabus development	<input type="text" value="16"/>
Number of programmes in which evaluation process reformation taken up and implemented	<input type="text" value="9"/>
Number of active teaching days during the current academic year	<input type="text" value="180"/>
Average percentage of attendance of students	<input type="text" value="90"/>
Percentage of classes engaged by guest faculty and temporary teachers	<input type="text" value="36"/>
Number of self financed programmes offered	<input type="text" value="0"/>
Number of aided programmes offered	<input type="text" value="0"/>
Number of programmes discontinued during the year	<input type="text" value="0"/>

23. Whether any systematic student feedback mechanism is in place ?

Yes 

24. Feedback Details (If answer to Question 20 is Yes)

Percentage of courses where student feedback is taken

25. Is feedback for improvement provided to the faculty?

Yes 

! Please enter a positive number/0 if NA or Nil.

26. Faculty Research, Projects, and Publication details for the year

Number of major research projects undertaken during the year

Number of minor research projects undertaken during the year

Number of major ongoing projects

Number of minor ongoing projects

Number of major projects completed

Number of minor projects completed

Number of major project proposals submitted for external funding

Number of minor project proposals submitted for external funding

Number of research publications in peer reviewed journals

Number of research publications in international peer reviewed journals

Number of research publications in national peer reviewed journals	20
Number of research papers accepted for publication in international peer reviewed journals	1
Number of research papers accepted for publication in national peer reviewed journals	7
Average of impact factor of publications reported	4
Number of books published	13
Number of edited books published	7
Number of books (single authored) published	4
Number of books (coauthored) published	1
Numbers of conferences attended by faculty	73
Number of international conferences attended	6
Number of national conferences attended	97
Number of papers presented in conferences	54
Number of papers presented in international conferences	7
Number of papers presented in national conferences	39
Number of conferences organized by the institution	12
Number of faculty acted as experts resource persons	21
Number of faculty acted as experts resource	2

persons - international

Number of faculty acted as experts resource

persons- national

Number of collaborations with international institutions

Number of collaborations with national institutions

Number of linkages created during the year

Total budget for research for current year as a percentage of total institution budget

Amount of external research funding received in the year

Number of patents received in the year

Number of patents applied for in the year

Number of research awards/ recognitions received by faculty and research fellows of the institute in the year

Number of PhDs awarded during the year

Percentage of faculty members invited as external experts/resource persons/reviewers/referees or any other significant research activities

[Prev](#)

[Next](#)

6.

SECTION IV

This section deals with Student Mentoring and Support System existing in the institution. This includes student activities, mentoring, and opportunities for development and inclusive practices.

27. Student Details and Support Mechanisms

The total intake of students for various courses (Sanctioned)	912
Actual enrollment during the year	896
Student dropout percentage during the year	10
Success percentage in the final examination across the courses	77
Number of academic distinctions in the final examination and percentage	241
Number of students who got admitted to institutions of national importance	51
Number of students admitted to institutions abroad	0
Number of students qualified in UGC NET/ SET	21
Number of students	

qualified GATE/ CAT/
other examination
(Specify)

28. Does student support mechanism exist for coaching for competitive examinations?

Yes

29. Student participation, if response is yes to Qn. 27

Number of students
participated

30. Does student counselling and guidance service exist ?

Yes

31. Student participation, if answer to Qn. 29 is yes

Number of students
participated

32. Career Guidance

Number of career
guidance
programmes
organized

Percentage of
students participated
in career guidance
programmes

33. Is there provision for campus placement?

Yes

34. If yes to Qn. 32

Number of students
participated in
campus selection
programmes

Number of students selected for placement during the year

35. Does gender sensitization program exist ?

Yes

36. If Answer is Yes to Qn 34

Number of programmes organized

37. Student activities

Number of students participated in external cultural events

Number of prizes won by students in external cultural events

Number of cultural events conducted by the institute for the students

Number of students participated in international sports and games events

Number of students participated in national level sports and games events

Number of students participated in state level sports and games events

Number of students participated in university level sports

and games events

Number of prizes won by students in international sports and games events

0

Number of prizes won by students in national level sports and games events

6

Number of prizes won by students in state level sports and games events

6

Number of prizes won by students in university level sports and games events

54

Number of sports and games events conducted by the institute for the students

12

38. Composition of students

Percentage of Scheduled Caste

18

Percentage of Scheduled Tribe

5

Percentage of other backward communities

51

Percentage of women students

75

Percentage of physically challenged

3

Percentage of rural students

74

Percentage of urban students

26

39. Scholarships and Financial Support

Number of students

availing financial support from the institution	<input type="text" value="91"/>
Amount disbursed as financial support from the institution	<input type="text" value="286000"/>
Number of students awarded scholarship from the institution	<input type="text" value="0"/>
Number of students received notable national/international achievements/recognition	<input type="text" value="0"/>

40. Student initiatives

Number of community upliftment programmes initiated by students	<input type="text" value="12"/>
Number of literary programmes initiated by students	<input type="text" value="9"/>
Number of social action initiatives based on science / environment initiated by students	<input type="text" value="77"/>
Number of student research initiatives	<input type="text" value="0"/>

[Prev](#)

[Next](#)

7.

SECTION V

This section surveys the Governance and Innovation at the institution related to quality management. The educational management strategies adopted and in practice for acheiving the objectives are focussed.

41. Whether perspective plan for overall developmental activities is created ?

Yes

No

42. If the answer for Qn. 40 is Yes, is the plan implemented and monitored ?

Yes

No

43. Whether benchmarking is created for institutional quality management efforts ?

Yes

No

44. If the answer to Question 42 is Yes, please list the benchmarking in various areas of development in bullet format

45. Is a Management Information System (MIS) in place ?

Yes

No

46. If answer to question 44 is Yes, please provide details of MIS applied to

1. Administrative procedures including finance

2. Student admission

3. Student records

4. Evaluation and examination procedures

5. Research administration

6. Others

(enter the respective details corresponding to the serial numbers)

1. As per Kerala Service Rules and directions from directorate of Collegiate Education and affiliated university.	<input type="text"/>
---	----------------------

47. Existence of learning resource management

Yes

No

e-database in library

ICT and smartclass
room

e-learning sources
(e-Books, e-Journals)

Production of
teaching modules

Interactive learning
facilities

48. Internal resource mobilization : Kindly provide the amount contributed

Research

Consultancy and
training

Student contribution

Alumni contribution

Wellwishers

49. Infrastructure and welfare spending: Please specify the amount

Amount spent for
infrastructure
development

Amount spent for

student welfare

Amount spent for
staff welfare

100000

50. Is delegation of authority practiced

Yes

No

51. Does grievance redressal cell exist ?

Yes

No

Faculty

Students

Staff

52. Grievances received from faculty and resolved (Enter a number; 0 for nil)

Number of grievances
received

3

Number of grievances
resolved

3

53. Number of grievances received from students and resolved (Enter a number; 0 for nil)

Number of grievances
received

12

Number of grievances
resolved

12

54. Number of grievances received from other staff members and resolved (Enter a number; 0 for nil)

Number of grievances
received

1

Number of grievances
resolved

1

55. Has the institution conducted any SWOT analysis during the year

Yes

No

56. The SWOT analysis was done by internal or by external agency

Internal

External


57. Kindly provide three identified strengths from SWOT Analysis (in bullet format)


58. Kindly provide three identified weaknesses from the SWOT analysis (in bullet format)


59. Kindly provide two opportunities identified from the SWOT analysis (in bullet format)

60. Kindly provide two identified challenges/threats from SWOT analysis (in bullet format)

61. Identify any significant progress made by the institution towards achieving the goals and objectives during the year (list below in bullet format)

6. Initiated 6 new minor projects. 

7. Started a new job oriented academic programme, 

B.Sc. Computer science. 

62. How do you perceive the role of NAAC in the quality development of your institution (Suggestions in bullet format to be given below)

members in quality enhancement programmes.

4. NAAC accreditation guarantees the maintenance of quality in higher educational institutions.

Prev

Next